


## Introductory sub-table (I)(a)

Name of the Company : IFB INDUSTRIES LIMITED			
Scrip Code : BSE : 505726 cse : 10019067			
Name of the scrip : NSE: IFBIND			
Class of security : EQUITY			
Quarter ended : 31.03.2012			
<b>Partly paid-up shares:-</b>			
	<b>No. of partly paid-up shares</b>	<b>As a % of total no. of partly paid-up shares</b>	<b>As a % of total no. of shares of the company</b>
Held by promoter/promoter group	0	0.00	0.00
Held by public	0	0.00	0.00
<b>Total - D</b>	<b>0</b>	<b>0.00</b>	<b>0.00</b>
<b>Outstanding convertible securities: No. of outstanding securities</b>			
		<b>As a % of total no. of outstanding convertible securities</b>	<b>As a % of total no. of shares of the company, assuming full conversion of the convertible securities</b>
Held by promoter/promoter group	0	0.00	0.00
Held by public	0	0.00	0.00
<b>Total - E</b>	<b>0</b>	<b>0.00</b>	<b>0.00</b>
<b>Warrants:-</b>			
	<b>No. of warrants</b>	<b>As a % of total no. of warrants</b>	<b>As a % of total no. of shares of the company, assuming full conversion of warrants</b>
Held by promoter/promoter group	0	0.00	0.00
Held by public	0	0.00	0.00
<b>Total - F</b>	<b>0</b>	<b>0.00</b>	<b>0.00</b>
Total paid-up capital of the company, assuming full conversion of warrants and convertible securities	Rs.355187960/-(35518796 shares of Rs.10/- each)		


CB MANAGEMENT SERVICES (P) LTD.

  
 Registrars

**Statement Showing Shareholding Pattern**

Category code	Category of Shareholder	Number of Shareholders	Table (I)(a)		Total shareholding as a percentage of total number of shares		Shares Pledged or otherwise encumbered		
			Total number of shares	Number of shares held in dematerialized form	As a percentage of (A+B) <sup>1</sup>	As a percentage of (A+B+C)	Number of shares =	As a percentage	
			(IV)	(V)					(VI)
(A)	<b>Shareholding of Promoter and Promoter Group<sup>2</sup></b>								
1	<b>Indian</b>							N.A	N.A
(a)	Individuals/ Hindu Undivided Family	3	292771	292771	0.83	0.83	NIL	NIL	
(b)	Central Government/ State Government(s)								
(c)	Bodies Corporate	12	25080428	25080428	70.61	70.61	NIL	NIL	
(d)	Financial Institutions/ Banks								
(e)	Any Others (Specify)								
(e-1)									
(e-2)									
	<b>Sub Total(A)(1)</b>	<b>15</b>	<b>25373199</b>	<b>25373199</b>	<b>71.44</b>	<b>71.44</b>	<b>NIL</b>	<b>NIL</b>	
2	<b>Foreign</b>								
a	Individuals (Non-Residents Individuals/ Foreign Individuals)								
b	Bodies Corporate								
c	Institutions								
d	Any Others (Specify)								
(d-1)									
(d-2)									
	<b>Sub Total(A)(2)</b>	<b>0</b>	<b>0</b>	<b>0</b>	<b>0.00</b>	<b>0.00</b>			
	<b>Total Shareholding of Promoter and Promoter Group (A) = (A)(1)+(A)(2)</b>	<b>15</b>	<b>25373199</b>	<b>25373199</b>	<b>71.44</b>	<b>71.44</b>	<b>NIL</b>	<b>NIL</b>	
(B)	<b>Public shareholding</b>								
1	<b>Institutions</b>							N.A	N.A
(a)	Mutual Funds/ UTI	20	514875	476112	1.45	1.45			
(b)	Financial Institutions/ Banks	18	2980	1333	0.00	0.00			
(c)	Central Government/ State Government(s)								
(d)	Venture Capital Funds								
(e)	Insurance Companies								
(f)	Foreign Institutional Investors	16	186528	168716	0.53	0.53			
(g)	Foreign Venture Capital Investors								
(h)	Any Other (specify)								
(h-1)									
(h-2)									
	<b>Sub-Total (B)(1)</b>	<b>54</b>	<b>704383</b>	<b>646161</b>	<b>1.98</b>	<b>1.98</b>	<b>0</b>	<b>0.00</b>	

CB MANAGEMENT SERVICES PVT. LTD.

  
 Registrars

<b>B 2</b>	<b>Non-institutions</b>						<b>N.A</b>	<b>N.A</b>
(a)	Bodies Corporate	427	2820007	2779587	7.94	7.94		
(b)	Individuals							
I	i. Individual shareholders holding nominal share capital up to Rs 1 lakh	17261	4446713	3002393	12.52	12.52		
II	ii. Individual shareholders holding nominal share capital in excess of Rs. 1 lakh.	55	1371599	1335685	3.86	3.86		
(c)	Any Other (specify)							
(c-i)	NRI/ OCB	126	85408	83172	0.24	0.24		
(c-ii)	Foreign Body Corporate	1	691030		1.95	1.95		
(c-iii)	Clearing Member	69	26457	26457	0.07	0.07		
(c-iv)	Trust							
	<b>Sub-Total (B)(2)</b>	<b>17939</b>	<b>9441214</b>	<b>7227294</b>	<b>26.58</b>	<b>26.58</b>	<b>NA</b>	<b>NA</b>
<b>(B)</b>	<b>Total Public Shareholding (B) = (B)(1)+(B)(2)</b>	<b>17993</b>	<b>10145597</b>	<b>7873455</b>	<b>28.56</b>	<b>28.56</b>	<b>NA</b>	<b>NA</b>
	<b>TOTAL (A)+(B)</b>	<b>18008</b>	<b>35518796</b>	<b>33246654</b>	<b>100.00</b>	<b>100.00</b>	<b>0</b>	<b>0.00</b>
<b>(C)</b>	<b>Shares held by Custodians and against which Depository Receipts have been issued</b>							
1	Promoter and Promoter Group							
2	Public							
	<b>Sub-Total ( C )</b>	<b>0</b>	<b>0</b>	<b>0</b>	<b>0.00</b>	<b>0.00</b>	<b>0</b>	<b>0.00</b>
	<b>GRAND TOTAL ( A )+( B )+( C )</b>	<b>18008</b>	<b>35518796</b>	<b>33246654</b>	<b>100.00</b>	<b>100.00</b>	<b>0</b>	<b>0.00</b>

CG MANAGEMENT SERVICES (P) LTD.

  
Registrars

(1)(b) Statement showing holding of securities (including shares, warrants, convertible securities) of persons belonging to the category "Promoter and Promoter Group".

Sr. No.	Name of the shareholder	Details of Shares held		Encumbered shares (*)			Details of warrants		Details of convertible securities		Total shares (including underlying shares assuming full conversion of warrants and convertible securities) as a % of diluted share capital
		Number of shares held	As a % of grand total (A)+(B)+(C)	No.	As a percentage	As a % of grand total (A)+(B)+(C) of sub-clause (1)(a)	Number of warrants held	As a % total number of warrants of the same class	Number of convertible securities held	As a % total number of convertible securities of the same class	
	(A)	(B)	(C)	(D)	(E)=(D)/(A+B+C)*100	(F)	(G)	(H)	(I)	(J)	(K)
1	Bhram Nag	157869	0.45	0	0.00	0.00	0	0.00	0	0.00	0.45
2	Prayambada Nag	131902	0.37	0	0.00	0.00	0	0.00	0	0.00	0.37
3	Bikramjit Nag	3000	0.01	0	0.00	0.00	0	0.00	0	0.00	0.01
4	Mac Consultants Pvt Ltd.	706197	1.99	0	0.00	0.00	0	0.00	0	0.00	1.99
5	CPL Industries Ltd	74813	0.21	0	0.00	0.00	0	0.00	0	0.00	0.21
6	CPL Projects Ltd	523535	1.47	0	0.00	0.00	0	0.00	0	0.00	1.47
7	IFB Agro Industries Ltd	172733	0.49	0	0.00	0.00	0	0.00	0	0.00	0.49
8	Shabb Engineering Ltd	260723	0.73	0	0.00	0.00	0	0.00	0	0.00	0.73
9	Assamul Bottling & Packaging Company	2466428	6.94	0	0.00	0.00	0	0.00	0	0.00	6.94
10	IFB Automotive Pvt Ltd	14756833	41.54	0	0.00	0.00	0	0.00	0	0.00	41.54
11	Special Drinks Pvt Ltd	17250	0.05	0	0.00	0.00	0	0.00	0	0.00	0.05
12	DM Properties Pvt Ltd	34300	0.10	0	0.00	0.00	0	0.00	0	0.00	0.10
13	Windrow Marketers Pvt Ltd.	19600	0.06	0	0.00	0.00	0	0.00	0	0.00	0.06
14	Lagun Agencies Pvt Ltd	37600	0.11	0	0.00	0.00	0	0.00	0	0.00	0.11
15	Nargor Games Pvt Ltd	6010416	16.92	0	0.00	0.00	0	0.00	0	0.00	16.92
	<b>TOTAL</b>	<b>25373199</b>	<b>71.44</b>	<b>0</b>	<b>0.00</b>	<b>0.00</b>	<b>0</b>	<b>0.00</b>	<b>0</b>	<b>0.00</b>	<b>71.44</b>
	Note: (*) More than one folio clubbed										


(\*) The term "encumbrance" has the same meaning as assigned to it in regulation 28(3) of the SAST Regulations, 2011

CB MANAGEMENT SERVICES (P) LTD.  
  
 Registrars

(D)(c)(i) Statement showing holding of securities (including shares, warrants, convertible securities) of persons belonging to the category "Public" and holding more than 1% of the total number of shares

Sr. No.	Name of the shareholder	Number of shares held	Shares as a percentage of total number of shares (i.e., Grand Total (A)+(B)+(C) indicated in Statement at para (I)(a) above)	Details of warrants		Details of convertible securities		Total shares (including underlying shares assuming full conversion of warrants and convertible securities) as a % of diluted share capital
				Number of warrants held	As a % total number of warrants of the same class	Number of convertible securities held	% w.r.t total number of convertible securities of the same class	
1	Danke Dealers Pvt.Ltd.	802331	2.26	0	0.00	0	0.00	2.26
2	Swiss Prime Site AG	691030	1.95	0	0.00	0	0.00	1.95
3	Bengal Vipranpan Pvt.Ltd.	655543	1.84	0	0.00	0	0.00	1.84
4	UTI-MID CAP FUND	390574	1.10	0	0.00	0	0.00	1.10
<b>TOTAL</b>		<b>2539478</b>	<b>7.15</b>	<b>0</b>	<b>0.00</b>	<b>0</b>	<b>0.00</b>	<b>7.15</b>
Note: (*) - More than one folio clubbed								

CB MANAGEMENT SERVICES (P) LTD.

  
Registrar

(D)(c)(ii) Statement showing holding of securities (including shares, warrants, convertible securities) of persons (together with PAC) belonging to the category "Public" and holding more than 5% of the total number of shares of the company

Sr. No.	Name(s) of the shareholder(s) and the Persons Acting in Concert (PAC) with them	Number of shares	Shares as a percentage of total number of shares [i.e., Grand Total (A)+(B)+(C) indicated in Statement at para (I)(a) above;	Details of warrants		Details of convertible securities		Total shares (including underlying shares assuming full conversion of warrants and convertible securities) as a % of diluted share capital
				Number of warrants	As a % total number of warrants of the same class	Number of convertible securities held	% w.r.t total number of convertible securities of the same class	
NA			0.00	0	0.00	0	0.00	0.00
	Note (*) - More than one folio clubbed							

CB MANAGEMENT SERVICES P. LTD.

  
Registrars

(I)(d) Statement showing details of locked-in shares

Sr. No.	Name of the shareholder	Number of locked-in shares	Locked-in shares as a percentage of total number of shares [i.e., Grand Total (A)+(B)+(C) indicated in Statement at para (I)(a) above]
1	Shares allotted to the employees under ESPS **	56900	0.16
2	Shares allotted to the employees under ESPS **	2000	0.00
3	Shares allotted to the employees under ESPS **	3000	0.01
<b>Total</b>		<b>61900</b>	<b>0.17</b>
** As per Annexure A, B & C			

GB MANAGEMENT SERVICES (P) LTD.

Registrars

IFB INDUSTRIES LIMITED  
56900 SHARES ALLOTTED TO THE UNDERNOTED EMPLOYEES OF THE COMPANY UNDER ESPS AND THEIR  
SHARES LOCKED FOR 1 YEAR FROM THE DATE OF ALLOTMENT ANNEXURE -A

SRL-NO	DATE OF ISSUE	LOCKED UP TO	FOLIO_NO	NAME	SHARES	% OF TOTAL SHARES
1	29.11.2011	28.11.2012	70000001	D VENKATESHA MURTHY	3750	0.0106
2	29.11.2011	28.11.2012	70000002	KRISHNA MURTHY V	2000	0.0056
3	29.11.2011	28.11.2012	70000003	RUDRESHA S	1000	0.0028
4	29.11.2011	28.11.2012	70000004	R VIJAYA RAGHU RAMAN	2000	0.0056
5	29.11.2011	28.11.2012	70000005	S S GOPAKUMAR	750	0.0021
6	29.11.2011	28.11.2012	70000006	N RAMAIAH	2000	0.0056
7	29.11.2011	28.11.2012	70000007	B S KRISHNA MURTHY	2000	0.0056
8	29.11.2011	28.11.2012	70000008	YATHEESH KUMAR B	3000	0.0084
9	29.11.2011	28.11.2012	70000009	HARIRAJ M	1000	0.0028
10	29.11.2011	28.11.2012	70000010	J V CHALAPATHY	2000	0.0056
11	29.11.2011	28.11.2012	70000011	HARIPRASAD ARAMADAKA	1000	0.0028
12	29.11.2011	28.11.2012	70000012	SUDHAKARA NARAYANASWAMY	2000	0.0056
13	29.11.2011	28.11.2012	70000013	HARSHAVARDHANA	2000	0.0056
14	29.11.2011	28.11.2012	70000014	SHEKARACHARY	2000	0.0056
15	29.11.2011	28.11.2012	70000015	KUMARA PUTTAPPA	2500	0.0070
16	29.11.2011	28.11.2012	70000016	P R JANARDHAN	2000	0.0056
17	29.11.2011	28.11.2012	70000017	Y R RAJASHEKARA	3750	0.0106
18	29.11.2011	28.11.2012	70000018	PRASANNA MURTHY	1750	0.0049
19	29.11.2011	28.11.2012	70000019	JACOB A I	7000	0.0197
20	29.11.2011	28.11.2012	70000020	NAVEEN	1000	0.0028
21	29.11.2011	28.11.2012	70000021	RAVIKUMAR P	1000	0.0028
22	29.11.2011	28.11.2012	70000022	KARIAPPA K M	2000	0.0056
23	29.11.2011	28.11.2012	70000023	SUBHASIS SAHA	2400	0.0068
24	29.11.2011	28.11.2012	70000024	UMASHANKAR GHOSHDASTIDAR	2000	0.0056
25	29.11.2011	28.11.2012	70000025	NILOTPAL BHATTACHARJEE	2500	0.0070
26	29.11.2011	28.11.2012	70000026	RAMBALAK MAHATO	2500	0.0070
					<b>56900</b>	<b>0.1602</b>

CB MANAGEMENT SERVICES (P) LTD.

h  
Registrars



IFB INDUSTRIES LIMITED  
2000 SHARES ALLOTTED TO THE UNDERNOTED EMPLOYEES OF THE COMPANY UNDER ESPS AND THEIR  
SHARES LOCKED FOR 1 YEAR FROM THE DATE OF ALLOTMENT ANNEXURE -B

SRL NO	DATE OF ISSUE	LOCKED UP TO	FOLIO_NO	NAME	SHARES	% OF TOTAL SHARES
1	01.12.2011	30.11.2012	80000001	RAHUL KUMAR SEN	2000	0.0056

CB MANAGEMENT SERVICES (P) LTD.  
  
Registrars

IFB INDUSTRIES LIMITED  
3000 SHARES ALLOTTED TO THE UNDERNOTED EMPLOYEES OF THE COMPANY UNDER ESPS AND THEIR  
SHARES LOCKED FOR 1 YEAR FROM THE DATE OF ALLOTMENT ANNEXURE -C

SRL.NO	DATE OF ISSUE	LOCKED UP TO	FOLIO_NO	NAME	SHARES	% OF TOTAL SHARES
1	12.12.2011	11.12.2012	80000002	RUPA I PRABHUDESSAI	3000	0.0084

CB MANAGEMENT SERVICES (P) LTD.  
  
Registrars


(II)(a) Statement showing details of Depository Receipts (DRs)

Sr. No.	Type of outstanding DR (ADRs, GDRs, SDRs, etc.)	Number of outstanding DRs	Number of shares underlying outstanding DRs	Shares underlying outstanding DRs as a percentage of total number of shares [i.e., Grand Total (A)+(B)+(C) indicated in Statement at para (I)(a) above]
1	N.A	N.A		0.00
<b>TOTAL</b>		<b>0</b>	<b>0</b>	<b>0.00</b>

CB MANAGEMENT SERVICES (P) LTD.  
h  
Registrars

(II)(b) Statement showing holding of Depository Receipts (DRs), where underlying shares held by "promoter/promoter group" are in excess of 1% of the total number of shares

Sr. No.	Name of the DR Holder	Type of outstanding DR (ADRs, GDRs, SDRs, etc.)	Number of shares underlying outstanding DRs	Shares underlying outstanding DRs as a percentage of total number of shares (i.e., Grand Total (A)+(B)+(C) indicated in Statement at para (I)(a) above)
1	N.A	N.A		0.00
<b>TOTAL</b>			<b>0</b>	<b>0.00</b>

CB MANAGEMENT SERVICES P. LTD.  
  
 Registrars